



Fact Sheet

Mecosta County

Find out more about areas in your county with the greatest LRS (Low Response Score - the predicted rate of individuals who will not provide the Census with their information on their own and/or accurately). There are multiple variables that can affect a community's LRS such as poverty, renting a home and access to internet service. This sheet will help you quickly identify areas with the greatest LRS, understand the main factors affecting LRS in that area and access resources about those specific factors. **PLEASE NOTE: LRS is intended to help communities target their resources and census outreach efforts. It is not indicative of a potential undercount.**

Big Rapids Township, City of Big Rapids

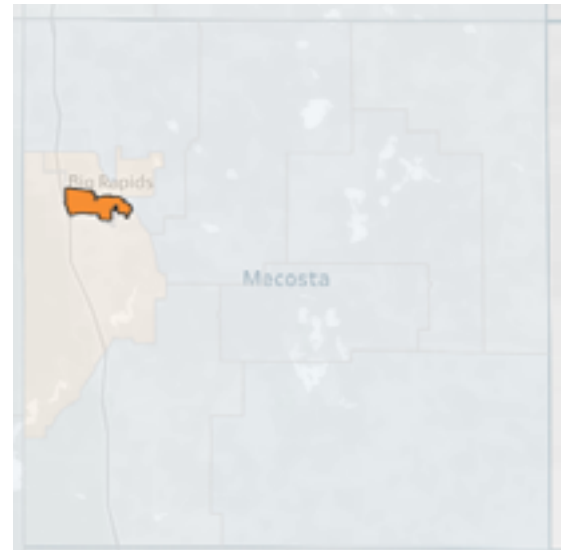
Total Population Estimate (2017): 3,531
Low Response Score: 27.3%

Top Three Variables Affecting LRS

Population in Poverty: 1,703

Population with Limited or No Internet: 286

African American Population: 238



Resources

[Households with Low Incomes Count in the 2020 Decennial Census](#)

[Counting Rural America: A Guide to 2020 Census Operations](#)

[African Americans in the 2020 Census](#)

Big Rapids Township, City of Big Rapids

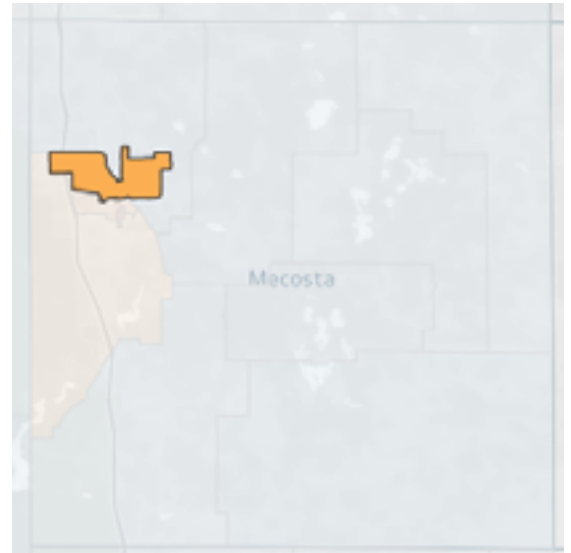
Total Population Estimate (2017): 4,242
Low Response Score: 24.6%

Top Three Variables Affecting LRS

Population in Population: 2,188

Renters: 910

Population with Limited or No Internet: 670



Resources

[Households with Low Incomes Count in the 2020 Decennial Census](#)

[Renters Count in the Decennial Census](#)

[Counting Rural America: A Guide to 2020 Census Operations](#)

Big Rapids and Mecosta Townships

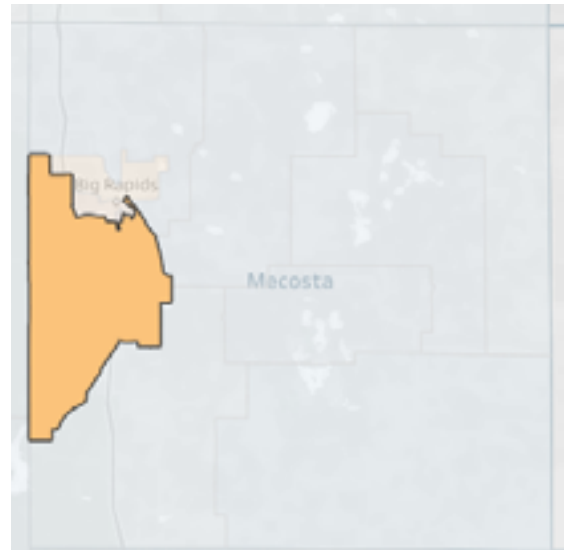
Total Population Estimate (2017): 6,667
Low Response Score: 22.8%

Top Three Variables Affecting LRS

Population in Poverty: 2,417

Population with Limited or No Internet: 1,011

Renters: 905



Resources

[Households with Low Incomes Count in the 2020 Decennial Census](#)

[Counting Rural America: A Guide to 2020 Census Operations](#)

[Renters Count in the Decennial Census](#)