



Fact Sheet

Ionia County

Find out more about areas in your county with the greatest LRS (Low Response Score - the predicted rate of individuals who will not provide the Census with their information on their own and/or accurately). There are multiple variables that can affect a community's LRS such as poverty, renting a home and access to internet service. This sheet will help you quickly identify areas with the greatest LRS, understand the main factors affecting LRS in that area and access resources about those specific factors. **PLEASE NOTE: LRS is intended to help communities target their resources and census outreach efforts. It is not indicative of a potential undercount.**

City of Ionia, Ionia Township

Total Population Estimate (2017): 4,664
Low Response Score: 22.9%

Top Three Variables Affecting LRS

Population in Poverty: 1,707

Latino Population: 598

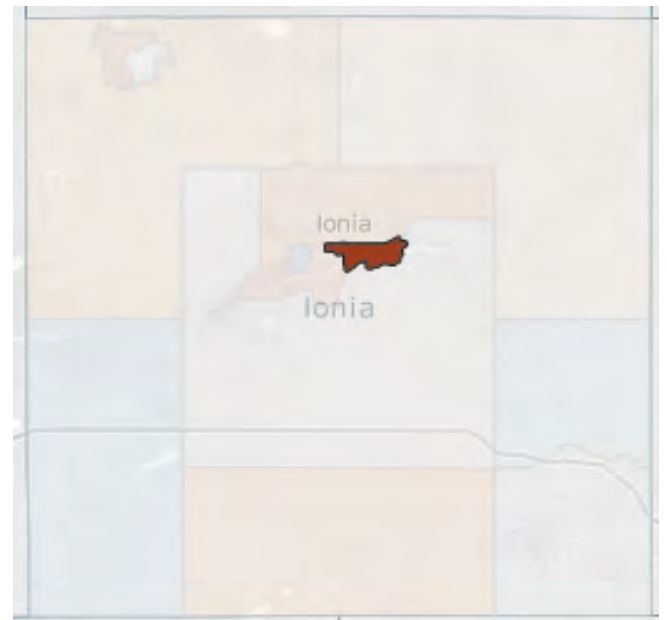
Renters: 531

Resources

[Households with Low Incomes Count in the 2020 Decennial Census](#)

[Latinos Count in the 2020 Census](#)

[Renters Count in the Decennial Census](#)



Berlin Township, City of Ionia, Easton Township

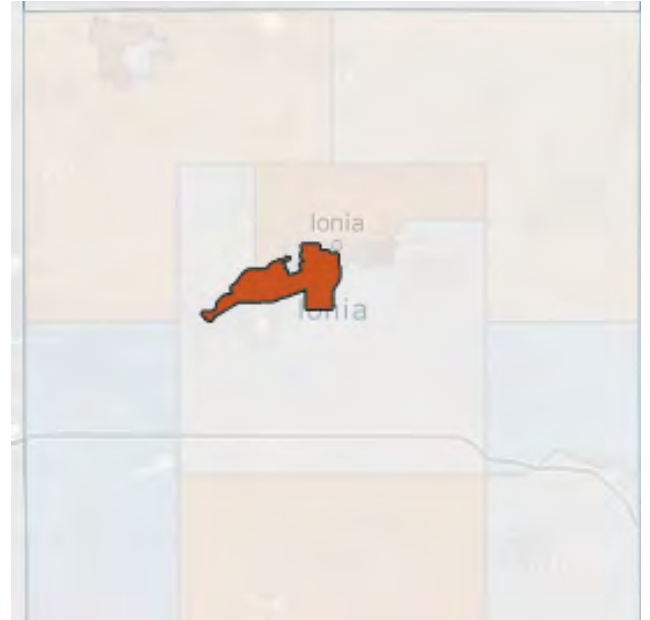
Total Population Estimate (2017): 1,835
Low Response Score: 21.7%

Top Three Variables Affecting LRS

Population in Poverty: 596

Population with Limited or No Internet: 273

Renters: 156



Resources

[Households with Low Incomes Count in the 2020 Decennial Census](#)

[Counting Rural America: A Guide to 2020 Census Operations](#)

[Renters Count in the Decennial Census](#)

City of Belding

Total Population Estimate (2017): 2,913

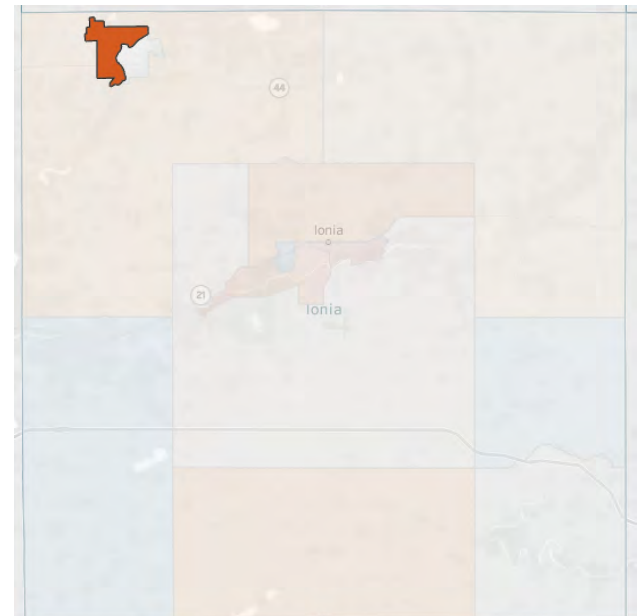
Low Response Score: 21.3%

Top Three Variables Affecting LRS

Population in Poverty: 916

Latino Population: 598

Renters: 623



Resources

[Households with Low Incomes Count in the 2020 Decennial Census](#)

[Latinos Count in the 2020 Census](#)

[Renters Count in the Decennial Census](#)