



Fact Sheet Barry County

Find out more about areas in your county with the greatest LRS (Low Response Score - the predicted rate of individuals who will not provide the Census with their information on their own and/or accurately). There are multiple variables that can affect a community's LRS such as poverty, renting a home and access to internet service. This sheet will help you quickly identify areas with the greatest LRS, understand the main factors affecting LRS in that area and access resources about those specific factors. **PLEASE NOTE: LRS is intended to help communities target their resources and census outreach efforts. It is not indicative of a potential undercount.**

Castleton Township, Woodland Township

Total Population Estimate (2017): 5,913
Low Response Score: 18.9%

Top Three Variables Affecting LRS

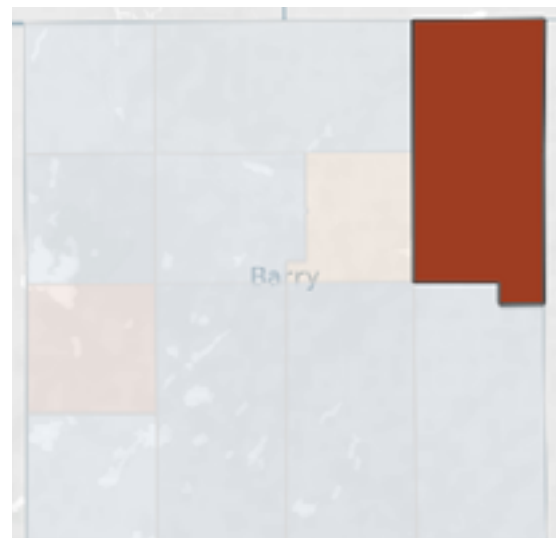
Population in Poverty: 1,603
Population with Limited or No Internet: 1,156
Renters: 1,168

Resources

[Households with Low Incomes Count in the 2020 Decennial Census](#)

[Counting Rural America: A Guide to 2020 Census Operations](#)

[Renters Count in the Decennial Census](#)



Orangeville Township

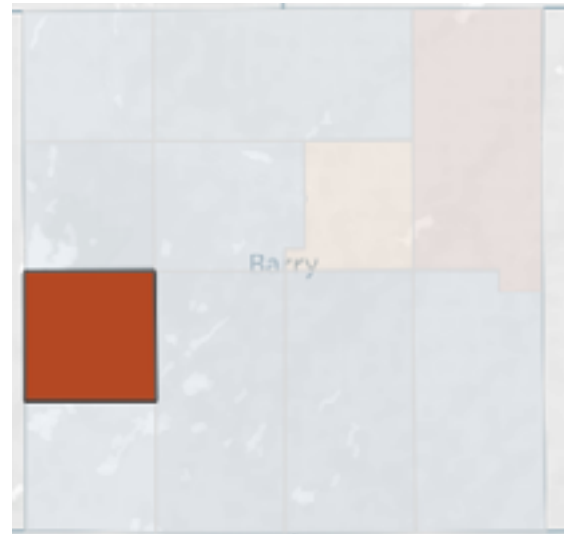
Total Population Estimate (2017): 3,349
Low Response Score: 18.6%

Top Three Variables Affecting LRS

Population in Population: 716

Population with Limited or No Internet: 439

Renters: 353



Resources

[Households with Low Incomes Count in the 2020 Decennial Census](#)

[Counting Rural America: A Guide to 2020 Census Operations](#)

[Renters Count in the Decennial Census](#)

City of Hastings, Hastings Township

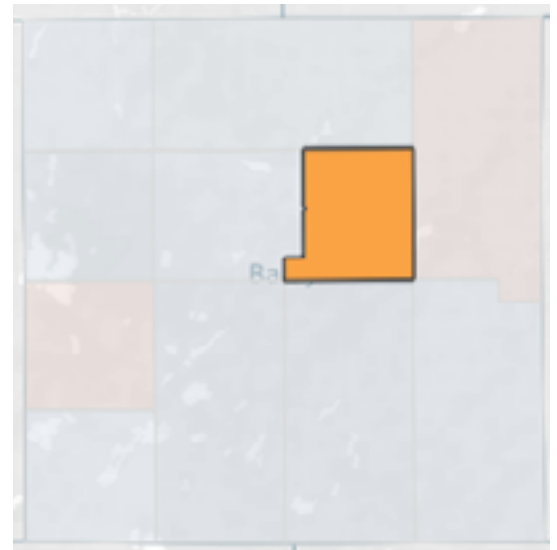
Total Population Estimate (2017): 7,904
Low Response Score: 17.2%

Top Three Variables Affecting LRS

Population in Poverty: 1,693

Population with Limited or No Internet: 1,002

Renters: 831



Resources

[Households with Low Incomes Count in the 2020 Decennial Census](#)

[Counting Rural America: A Guide to 2020 Census Operations](#)

[Renters Count in the Decennial Census](#)