



Fact Sheet

Allegheny County

Find out more about areas in your county with the greatest LRS (Low Response Score - the predicted rate of individuals who will not provide the Census with their information on their own and/or accurately). There are multiple variables that can affect a community's LRS such as poverty, renting a home and access to internet service. This sheet will help you quickly identify areas with the greatest LRS, understand the main factors affecting LRS in that area and access resources about those specific factors. **PLEASE NOTE: LRS is intended to help communities target their resources and census outreach efforts. It is not indicative of a potential undercount.**

Cheshire Township, Lee Township

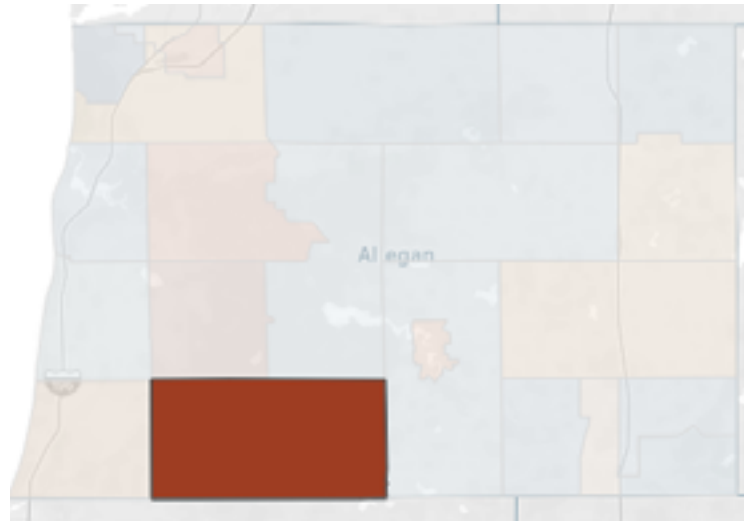
Total Population Estimate (2017): 5,889
Low Response Score: 23%

Top Three Variables Affecting LRS

Population in Poverty: 2,023

Population with Limited or No Internet: 1,280

Latino Population: 1,168



Resources

[Households with Low Incomes Count in the 2020 Decennial Census](#)

[Counting Rural America: A Guide to 2020 Census Operations](#)

[Latinos Count in the 2020 Census](#)

Clyde Township

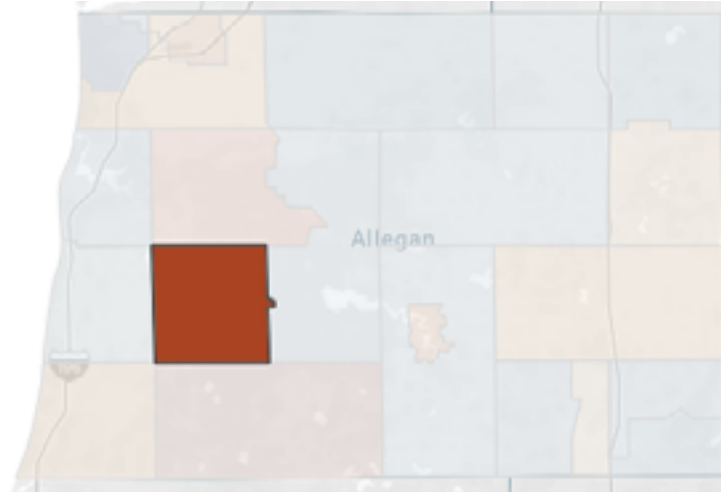
Total Population Estimate (2017): 2,911
Low Response Score: 22.6%

Top Three Variables Affecting LRS

Latino Population: 954

Population in Poverty: 924

Population with Limited or No Internet: 573



Resources

[Latinos Count in the 2020 Census](#)

[Households with Low Incomes Count in the 2020 Decennial Census](#)

[Counting Rural America: A Guide to 2020 Census Operations](#)

Heath Township, Manlius Township

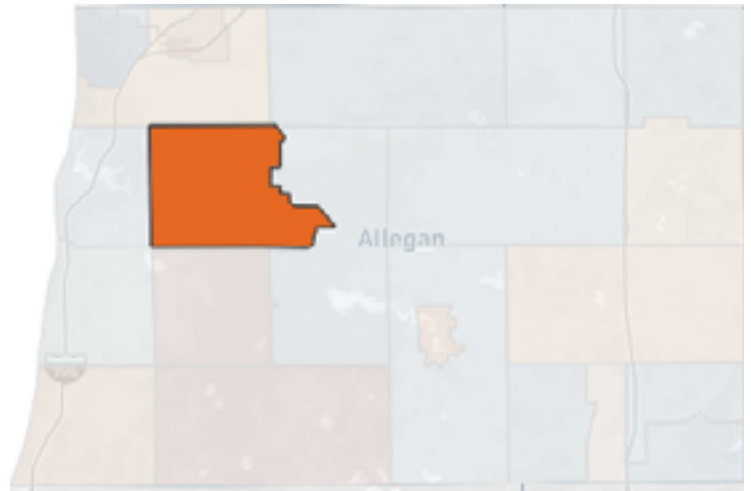
Total Population Estimate (2017): 4,745
Low Response Score: 20.5%

Top Three Variables Affecting LRS

Population in Poverty: 943

Latino Population: 897

Population with Limited or No Internet: 786



Resources

[Households with Low Incomes Count in the 2020 Decennial Census](#)

[Latinos Count in the 2020 Census](#)

[Counting Rural America: A Guide to 2020 Census Operations](#)